

GOING INTO 1ST GRADE

Summer Work!



Summer is a time to swim, dance, play, and have fun,
But during your adventures take time to read, write, and think under the sun,
This is a packet to help you practice, read, and do your best,
And make sure your brain doesn't take a rest!
The activities will be fun to do,
And it will make your first grade teacher proud of you!
Have a fun-filled summer!

Summer Packet Directions:

- Please complete the summer packet. This packet is full of math practice and reading practice.
- Read **20** picture books of your choice. Students may be read to or may want to read to parents. Record the title and the author on the provided reading log. Please return the reading log during the first week of school.
- Study your Kindergarten Sight Word List. You will be tested on ALL of the Kindergarten sight words in September.
- Practice your sounds using the Foundations poster attached. Practice being a drill leader and having someone at home be a drill leader for you. For example; "A-apple- /a/ ". Make sure you practice this at least once a week.
- Buy or make math flash cards. Practice addition facts up to 10 and subtraction facts that subtract from 10 or less. (Addition and subtraction flash cards can be found at the dollar store.) They can also be located on Mrs. Smith & Mrs. Kmetz' website for you to easily print out! Included in this packet is some math review fact practice!

Entering 1st Grade

Summer Reading Suggestions

Some examples of books to choose from.

- Leveled readers
- BOB books
- Scholastic First Little Readers
- Scholastic Guided Science Readers
- Dr. Seuss Books
- Arnold Lobel - Frog and Toad stories & Owl stories
- Mo Willems - Elephant and Piggie stories
- Cynthia Rylant - Henry and Mudge stories
- Arthur Howard - Putter and Tabby stories
- Alyssa Capucilli - Biscuit (dog) stories
- Ted Arnold - Fly Guy stories
- Syd Hoff - Danny and the Dinosaur
- Else Minarik - Little Bear stories
- Kate DiCamillo - Mercy Watson (pig) stories
- Jane O'Connor - Fancy Nancy stories

Kindergarten Sight Words

I	like	my	she	said	help	good
can	to	are	was	want	too	who
the	and	he	for	here	has	come
we	go	with	have	me	play	does
see	you	is	of	this	look	
a	do	little	they	what	where	



Aa

a - apple - /f/

Bb

b - bat - /f/

Cc

c - cat - /f/

Dd

d - dog - /f/

Ee

e - Ed - /f/

Ff

f - fun - /f/

*practice weekly!

Gg

g - game - /f/

Hh

h - hat - /f/

Ii

i - ice - /f/

Jj

j - jug - /f/

Kk

k - kite - /f/

Ll

l - lamp - /f/

Mm

m - man - /f/

Nn

n - nut - /f/

Oo

o - octopus - /f/

Pp

p - pie - /f/

Qq

qu - queen - /f/

Rr

r - rat - /f/

Ss

s - snake - /f/

s - seeds - /f/

Tt

t - top - /f/

Uu

u - up - /f/

Vv

v - van - /f/

Ww

w - wheel - /f/

Xx

x - fox - /f/

Yy

y - yellow - /f/

Zz

z - zebra - /f/

wh

wh - whistle - /f/

ch

ch - chin - /f/

sh

sh - ship - /f/

th

th - thumb - /f/

ck


ck - sock - /f/



Name: _____

SUMMER

BOOKLET



Name: _____

Mermaid Maze










Color the numbers in order from 1-20 to help the mermaid reach her home.

1 2 3 9
12 8 4 13
8 7 6 5 10
9 5 9 11 15
10 11 18 19 14
19 12 17 20 6
4 13 16
2 14 15

Name: _____

Before & After

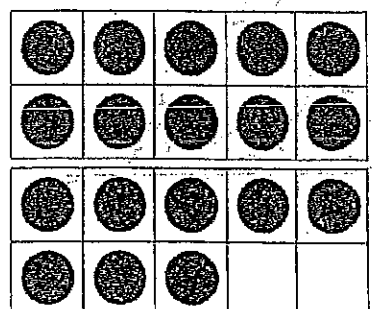
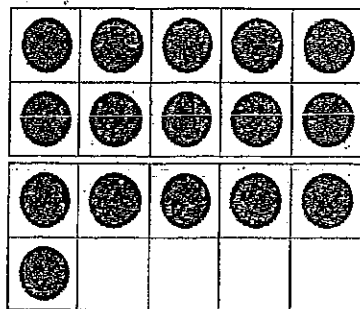
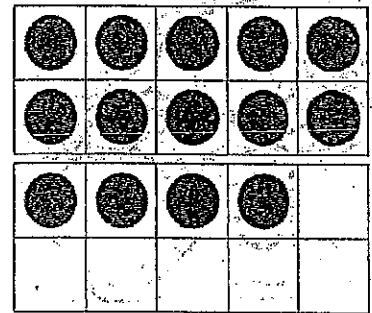
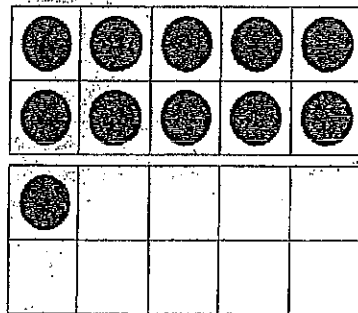
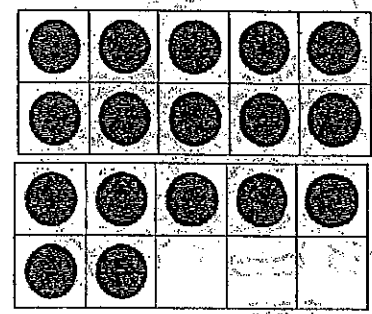
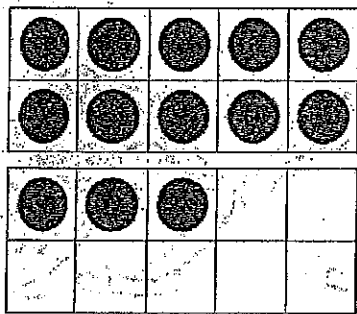
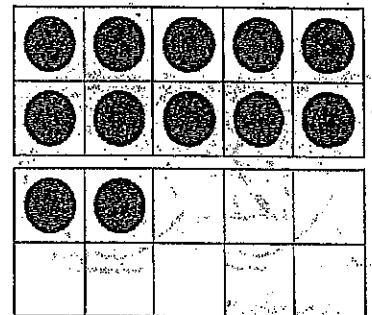
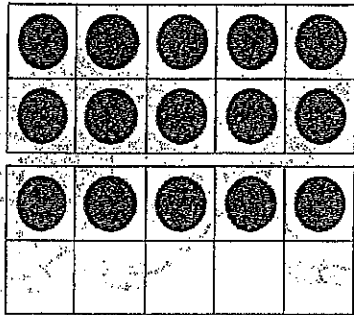
Write the number that comes before and after.



Name: _____

Ten Frames

Count how many dots are in the ten frames and write the amount in the pineapple.



Name: _____

surfing Addition

Answer the addition questions.

$1+1=$

$2+1=$

$3+2=$

$4+2=$

$2+2=$

$1+3=$

$3+3=$

$2+3=$

$4+1=$

$5+2=$

$5+4=$

$3+1=$

$7+1=$

$3+4=$

$6+4=$

$3+6=$

$8+1=$

$4+3=$



Name: _____

Add and Color

4+4

2+6

4+4

1+7

5+3

2+5

2+2

3+1

6+1

1+3

2+2

5+3

7+1

1+7

2+3

3+2

6+2

3+5

1+5

3+5

6+2

1+4

4+2

2+4

5+1

4+2

3+3

3+3

5+1

3+3

4+1

2+5

2+4

1+6

2+3

5+2

1+6

1+6

3+4

4+5

4+3

6+3

5+2

3+4

8+1

5+2

5+2

5+2

6+1

3+4

1+6

1+6

© My Teaching Pal

4 = green 6 = blue 8 = orange

5 = brown 7 = yellow 9 = pink

Name: _____

Subtract & Color

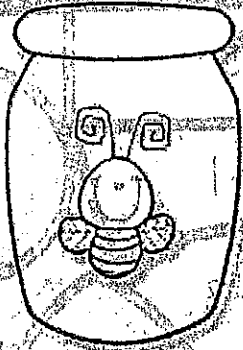
3-1 5-3 4-2
4-2 6-4 3-1
10-4 9-3
8-6 9-4 8-3 9-7
5-1 6-4 7-1 10-5 8-2
7-3 7-5 6-1 8-2 9-3
6-2 7-2 7-1
7-5 8-6 9-7 10-4 10-8
9-5 5-1 5-3 10-4
4-1 9-5 6-3 7-4 10-7 10-3 8-1
6-2 7-3 8-5 9-6 9-2

2 = blue 4 = green 6 = orange
3 = yellow 5 = pink 7 = purple

B

Name _____


In It



A bug is in it.



A cat is in it.



A pig is in it.



A hat is in it.



① Who is NOT in the story?

pig

bat

cat


② Retell the story. Who did you tell?

B

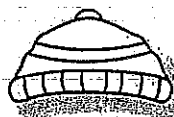
Name _____

I Am Ready

I put on my jacket.




I put on my hat.




I put on my scarf.



I put on my mittens.



I put on my boots.



I am ready!



① Which did she put on?

sunscreen

scarf

gloves

② Retell the story. Who did you tell?

C


Name _____

The Zoo


I see the giraffe. It is tall.



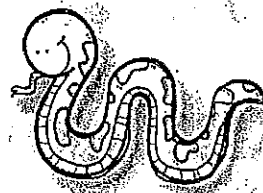
I see the elephant. It is big.



I see the turtle. It is green.



I see the snake. It is long.



I like the zoo!



① What is at the zoo?

a lion

a tiger

a giraffe

② All of the characters in the story are:

big

animals

small


C

Name _____

A New Pet

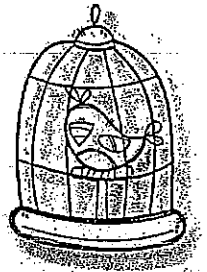
I want a new pet!

"Do you want a cat?" asked Mom.




"No, I do not."

"Do you want a bird?" asked Mom.



"No, I do not."

"Do you want a fish?" asked Mom.



"No, I do not!"

"Do you want a dog?" asked Mom.



"Yes, I do. I want a dog!"



① What pet did Mom ask about at the beginning?

bird

cat

fish

② What will he feed his pet?

seeds

bones

Name _____

Write the Word

Directions: Write the word for each picture.

Short a

